



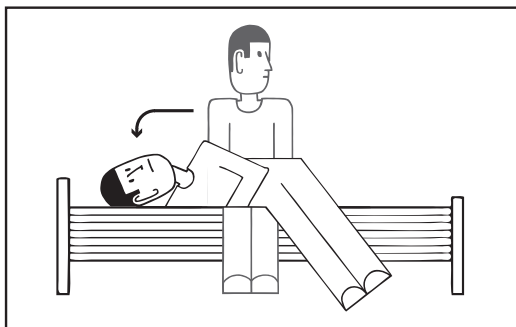
Clinician instructions



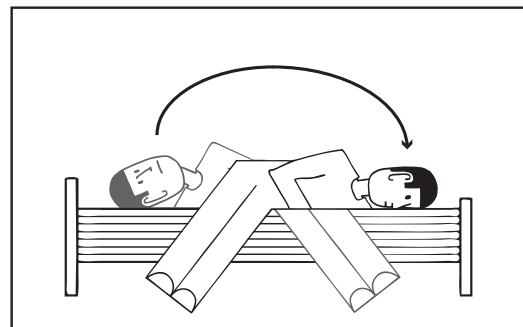
1. Sit patient on edge of examination couch in the middle.



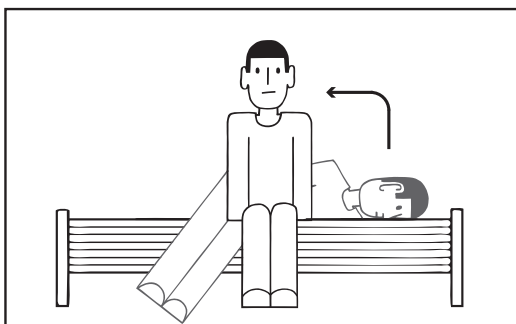
2. Turn patient's head 45 degrees to left.




3. Keep head in this position and tip patient to lie on right side, so the nose is pointing 45 degrees up from the horizontal. Wait 1 minute.



4. Still keeping head in original position, move patient quickly through 180 degrees so they are lying on their left side—now the nose points 45 degrees down from the horizontal. Wait 1 minute.



5. Sit patient up slowly.



6. Tell patient not to lie down flat again until bedtime. Warn them that they may have mild nausea or dizziness or feel unsteady for several hours after a successful treatment.